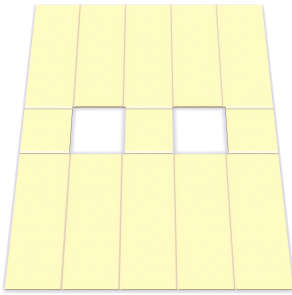



12 stk. vinforsendelse

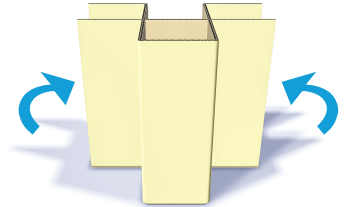
Samleguide



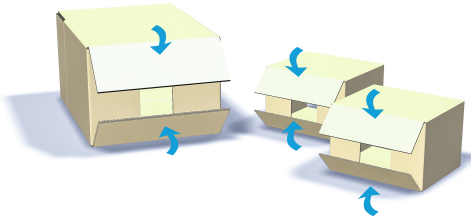
1 > Benyt 2 x Indlæg (VFR) til 6 stk. vinflasker



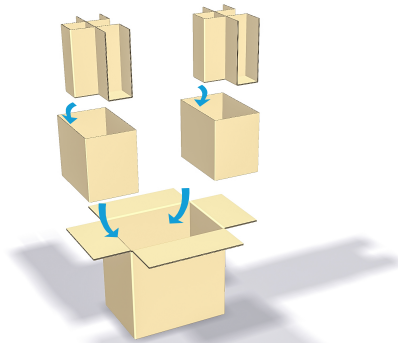
2 > Fold siderne op og pres på gavlene



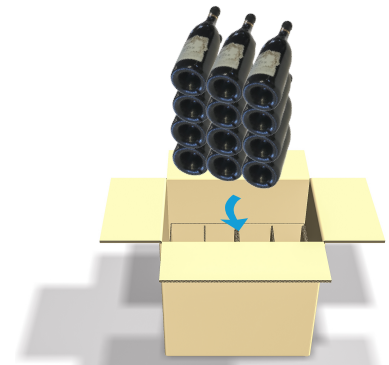
3 > Pres til den danner 6 rum til flaskerne



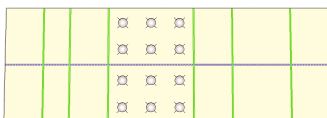
4 > Fold og tape bunden på foldekasserne (VFB & VF12)



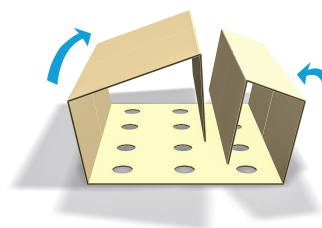
5 > Indsæt begge indlæg (VFR) i 6 stk. bund (VFB) og begge i foldekassen (VF12)




6 > Indsæt flasker i de 12 rum



7 > Benyt 12 stk. topindlæg (VFT)



8 > Fold topindlægget



9 > Indsæt topindlæg og fikser flaskerne. Tape kassen i toppen før den sendes